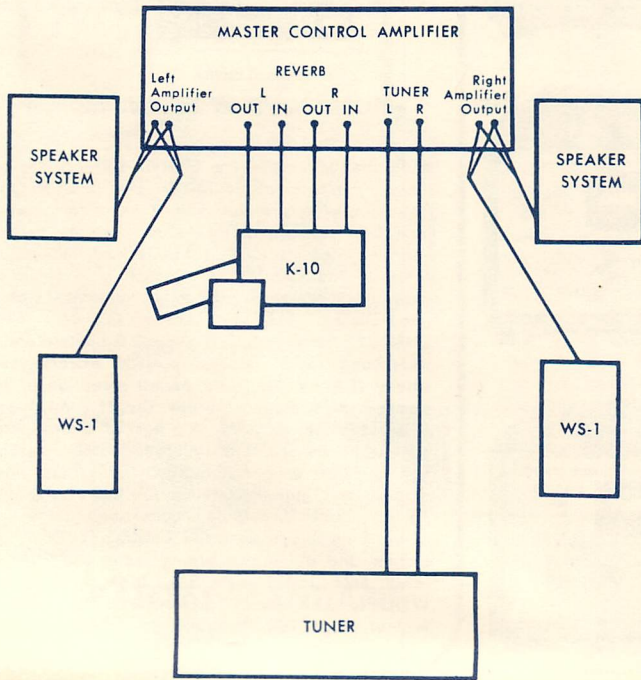
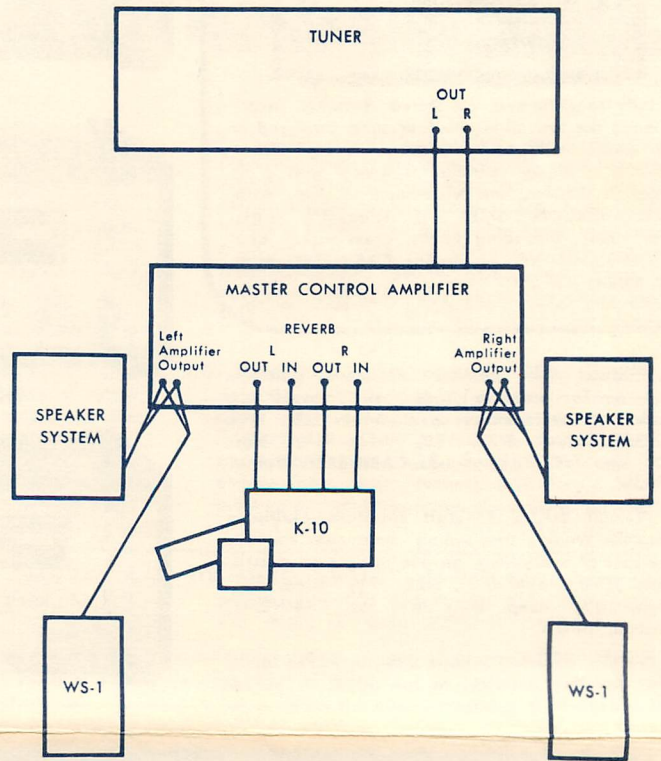


# How to connect FISHER Accessories to your new FISHER Component

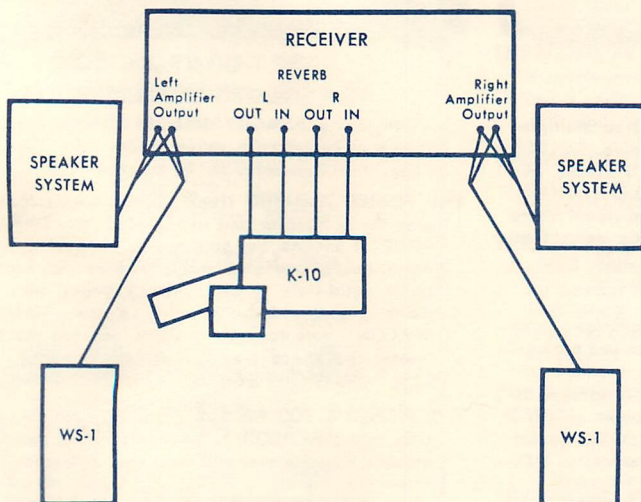
## Connecting Your FISHER Amplifier



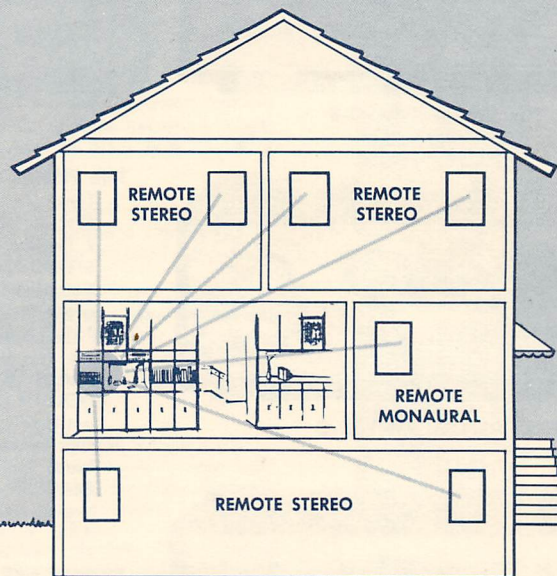
## Connecting Your FISHER Tuner



## Connecting Your FISHER Receiver




Enjoy the World of Stereo  
In Every Room of Your Home!



Fisher has a wide variety of bookshelf, slim-line and floor model speaker systems to suit the decor and space requirements of every room in your home.

## THE FISHER 50 Portable


The transistorized master control amplifier has 30 watts of power (IHF), a full complement of controls including a 5-position Selector, front-panel headphone jack and speaker silencing switch. The Garrard 4-speed Automatic Turntable plays an intermixed stack of 7", 10", and 12" records, automatically shuts off system after last record has been played. The pair of two-way speaker systems provide flawless reproduction of the musical program. Two 10-foot cables are included for wide stereo separation. Durable Royalite® Luggage. **SIZE:** 23¾" wide, 14¼" deep, 8" high. **WEIGHT:** 35 pounds.



## THE FISHER 75 Custom Module

The 30-Watt transistorized control amplifier has a 5-position Selector, dual Bass and Treble controls, and other convenience facilities including front-panel headphone jack and speaker on-off switch. The Garrard 4-speed Automatic Turntable automatically shuts off system after last record has been played. The four loudspeakers are arranged in two acoustically-sealed speaker systems. Two 10-foot cables are included for wide stereo separation.

**SIZE:** Main Section 24½" wide, 5½" high, 14¼" deep. Each speaker is 16¼" x 10¾" x 9⅞" deep. Speakers can be placed vertically or horizontally. **WEIGHT:** Main Section 28 pounds. Each Speaker System: 12½ pounds.




### THE FISHER PR-6 Basic Preamplifier

**Gain:** Phono, 1 v output for 10 mv input; microphone, 1 v output for 1 mv input; tape, 1 v output for 5 mv input. ■ **Equalization:** RIAA for phono. NAB for tape. ■ **Self-powered** (105-120 V. A. C.) ■ **SIZE:** 3¾" wide, 3⅝" high, 3⅝" deep. **WEIGHT:** 1½ lbs.




### THE FISHER HEADPHONES MODEL HP-50

Fisher Headphones complement the superlative acoustic characteristics of Fisher components. Has full foam-cushioned cups, fully adjustable vinyl-covered spring-steel headband.



### THE FISHER K-10 Dynamic SPACEPANDER®


With this remarkable device, the owner of a home music system can now add the new dimension of re-verboration to listening. The FISHER K-10 recreates electronically the re-verboration of the concert hall, and, in this manner, makes for auditorium listening pleasure even in the smallest of rooms. The FISHER K-10 Dynamic SPACEPANDER® works equally well on records, tape and broadcasts.



### THE FISHER WS-1 WIDE-SURROUND® SPEAKER SYSTEM

These compact units augment the sound from the primary speaker systems to create a breadth of music reproduction that makes every seat in the room a 'front-row-center' location. The FISHER WS-1 overcomes the 'point source' of sound, gives the listener the illusion he is sitting in the most desirable seat in the concert hall.

# FISHER CONTROL AMPLIFIERS




THE FISHER X-100-C



THE FISHER X-202-C



THE FISHER TX-300



THE FISHER X-101-D

**THE FISHER X-100-C 50-Watt Stereo Amplifier**  
Offers 50 watts of flawless sound, totally free of audible hum, noise, and distortion. Features tape-monitor provision, derived-power center-channel output, dual-concentric bass and treble controls, speaker-headphone switch, 7 pairs of stereo inputs, and high filters. **SIZE:** 4 $\frac{3}{16}$ " x 15 $\frac{1}{8}$ " x 11 $\frac{7}{8}$ ". **WEIGHT:** 23 pounds.

**THE FISHER X-202-C 84-Watt Stereo Amplifier**  
Features complete audio control and input facilities plus 84-watts of flawless music output. Has derived center-channel output. Inputs include two sets for low-level phono, plus mike, tape head, tuner, and auxiliary. Has high and low filters, tape monitor, loudness-contour, speaker on-off, dual concentric bass and treble controls; stereo headphone jack. **SIZE:** 4 $\frac{3}{16}$ " x 15 $\frac{1}{8}$ " x 11 $\frac{7}{8}$ ". **WEIGHT:** 30 pounds.

**THE FISHER X-101-D 66-Watt Stereo Amplifier**  
Features 13 front-panel controls and switches plus 18 inputs and outputs for complete flexibility of operation. A derived-power center-channel output directly drives a third speaker for remote use. Has dual concentric bass and treble controls, loudness-contour switch, tape monitoring provision, speaker-headphones switch, high frequency filters, stereo headphone jack. **SIZE:** 4 $\frac{3}{16}$ " x 15 $\frac{1}{8}$ " x 11 $\frac{7}{8}$ ". **WEIGHT:** 28 pounds.

**THE FISHER TX-300 All-Transistor 100-Watt Stereo Amplifier**  
Magnificent-sound solid-state stereo amplifier, offering the ultimate in professional quality throughout. An audio command center on the front panel features pushbutton input selectors with indicator lights. Most advanced solid-state circuitry, utilizing 4 output transistors in each channel. **SIZE:** 4 $\frac{3}{16}$ " x 15 $\frac{1}{8}$ " x 11 $\frac{7}{8}$ ". **WEIGHT:** 24 pounds.



THE FISHER SA-1000

## LABORATORY-STANDARD SERIES

**THE FISHER 400-CX Stereo Master Audio Control.**  
**SIZE:** 15 $\frac{1}{8}$ " wide, 4 $\frac{1}{16}$ " high, 12" deep. **WEIGHT:** 18 pounds.

**THE FISHER SA-1000 150-Watt Stereo Power Amplifier** (130 Watts RMS Power). **SIZE:** 15 $\frac{1}{8}$ " wide, 7 $\frac{3}{4}$ " high, 12" deep. **WEIGHT:** 70 pounds.

Together, these units comprise the ultimate in stereophonic systems. They offer ample reserve power and flexibility for use in any room or auditorium regardless of size.

**CABINETY:** FISHER 400-CX in Walnut, Model 10-UW, or metal in simulated leather, Model MC-2. FISHER X-100-C, X-101-D, X-202-C, TX-300 in Walnut, Model 50-UW.

# FISHER LOUDSPEAKER SYSTEMS

## THE FISHER TX-200 90-Watt Transistorized Stereo Control Amplifier



This transistorized amplifier has full phono and tape facilities, front-panel headphone jack, speaker-silencing switch and a full complement of controls. **SIZE:** 15 $\frac{1}{8}$ " wide, 4 $\frac{1}{16}$ " high, 11 $\frac{7}{8}$ " deep. **WT.:** 24 lbs. **CABINETY:** Walnut, Model 50-UW.

## THE FISHER TFM-200 Transistorized FM-Stereo-Multiplex Tuner



The TFM-200 employs the Nuvistor-GOLDEN SYNCHRODE\* front-end, 4 IF stages, 3 limiters, and a wide-band ratio detector. STEREO BEACON\*. Illuminated d'Arsonval tuning meter. Front-panel tape output. **SIZE:** 15 $\frac{1}{8}$ " wide, 4 $\frac{1}{16}$ " high, 11 $\frac{7}{8}$ " deep. **WEIGHT:** 12 $\frac{1}{4}$  lbs. **CABINETY:** Walnut, Model 50-UW. \* Patent Pending

**THE FISHER XP-5** Although just over a cubic foot in volume, the XP-5 achieves performance standards comparable only to costlier systems much larger in size. 8-inch woofer, with free-air resonance at 25 cps. 2 $\frac{1}{2}$ -inch wide-dispersion, cone-type tweeter. **SIZE:** 10" x 20" x 9" deep. **WEIGHT:** 15 pounds.

**THE FISHER XP-6** This attractive 3-way bookshelf speaker system achieves high compliance and high efficiency in a compact enclosure. Three speakers: 10" woofer, 5" midrange, 1 $\frac{1}{2}$ " soft-dome tweeter. **SIZE:** 23" x 13" x 10 $\frac{1}{2}$ " deep. **WEIGHT:** 35 pounds.

**THE FISHER XP-7** This moderately-priced 3-way speaker system features a twelve-inch free-piston woofer, capable of wide excursion range; two 5" midrange and 1 $\frac{1}{2}$ " soft-dome tweeter. **SIZE:** 24 $\frac{1}{2}$ " x 14" x 12" deep. **WEIGHT:** 45 pounds.

**THE FISHER XP-9** Most advanced bookshelf speaker system in the industry. Five speakers: 12" woofer, three 5" midrange speakers, 1 $\frac{1}{2}$ " soft-dome tweeter. **SIZE:** 24 $\frac{1}{2}$ " x 14" x 12" deep. **WEIGHT:** 55 pounds.

**THE FISHER XP-10 Console Speaker System.** The world's finest floor model system uses a non-resonant "soft" dome hemispherical tweeter for flawless reproduction of higher frequencies. Features 15" woofer with 2-inch eddy-current-damped voice coil, 8" midrange, 2" hemispherical tweeter. **SIZE:** 24 $\frac{3}{8}$ " wide, 30 $\frac{1}{2}$ " high, 14 $\frac{3}{8}$ " deep. **WEIGHT:** 80 pounds.

**THE FISHER KS-1A Slim-line 3-Way Speaker System.** Extreme clarity, precise transients, full, rich texture—all in one unit—only 5 $\frac{3}{4}$ " deep. The KS-1A provides truly unprecedented performance standards for its size and cost. **SIZE:** 24"x18"x5 $\frac{3}{4}$ " deep. **WEIGHT:** 28 pounds.

**THE FISHER KS-2A Slim-line 3-Way Speaker System.** This slim-line achieves the kind of rich, smooth texture normally associated with more expensive models. Three speakers: 12" woofer, 5" midrange, 3" hemispherical tweeter. **SIZE:** 20" x 25" x 6 $\frac{1}{2}$ " deep. **WEIGHT:** 35 pounds.

ALL FISHER 'XP' speakers can be used horizontally or vertically, except for the FISHER XP-10 Console. Cabinetry for the XP-6, XP-7, XP-9 and XP-10 is available in Walnut. The Fisher XP-5 is available in Walnut and Unfinished Birch. The FISHER KS-1A is available in Finished Birch or Walnut. The FISHER KS-2A is available only in Finished Walnut.




XP-5




XP-6




XP-7



XP-9



XP-10



KS-1A



KS-2A

# FISHER RECEIVERS

## THE FISHER 440-T 70-Watt† All-Transistorized FM-Stereo-Multiplex Receiver



A fully-transistorized FM-Stereo Receiver incorporating the first all-in-one four-gang front-end is now available at moderate cost. The new Fisher 440-T is a highly reliable instrument with 4 IF stages, 3 limiters, and wide-band IF strip. With STEREO BEACON\*. **SIZE:** 16¾" wide, 5⅞" high, 12¾" deep, (including knobs, dress panel, and heat sink.) **WEIGHT:** 21 pounds. **CABINTRY:** Walnut, Model 100-UW.


†At 4 ohms. (50 watts at 8 ohms.) \*Patent Pending



THE FISHER 400



THE FISHER 500-C



THE FISHER 800-C

**THE FISHER 400 65-Watt FM-Stereo-Multiplex Receiver** For economy-minded music lovers who seek high performance at moderate cost. With STEREO BEAM\*. **SIZE:** 17½" wide, 5¾" high, 13" deep. **WT.:** 30¾ pounds. **CABINTRY:** Walnut, 30-UW.

**THE FISHER 500-C 75-Watt FM-Stereo-Multiplex Receiver** World's best-selling component contains the best of everything, on one integrated chassis. With STEREO BEACON\*. **SIZE:** 17½" wide, 5¾" high, 13½" deep. **WT.:** 36½ lbs. **CABINTRY:** Walnut, 30-UW.


**THE FISHER 800-C 75-Watt AM-FM Stereo-Multiplex Receiver** Identical to the 500-C in all respects but with a switchable AM bandwidth.

## THE FISHER 600 120-Watt FM-Stereo-Multiplex Receiver




With the advent of the FISHER 600, all the unlimited operational flexibility and superior performance of a premium-priced transistor receiver have been combined. This is the first time that an instrument of its kind is totally and consistently reliable. The circuitry, a triumph of engineering genius, affords a degree of performance that is unparalleled. Exclusive nuvistor-GOLDEN SYNCHRODE\* front end, 5 IF stages, 5 limiters and a wide-band ratio detector provide extreme sensitivity (1.8 μV IHF), and permit reception of the weakest, most distant stations. The 21 controls and switches are in addition to a host of sophisticated advancements including a continuously variable light-dimmer, exclusive TUNE-O-LITE® illuminated dial pointer, and Pushbutton Control Center. The 16 inputs and 10 outputs accommodate every type of program source. Exclusive STEREO BEACON\* indicator and d'Arsonval tuning meter are incorporated. **SIZE:** 16¾" wide, 5⅞" high, 11⅞" deep. **WEIGHT:** 35 pounds. **CABINTRY:** Available in Walnut, Model 100-UW. \*Patent Pending

# FISHER STEREO TUNERS



THE FISHER FM-90-B



THE FISHER TFM-300



THE FISHER R-200

**THE FISHER FM-90-B Wide-Band Stereo Multiplex Tuner** Features the famous, exclusive GOLDEN SYNCHRODE\* 3-gang front-end, 3 IF stages, and 2 limiters for excellent sensitivity and selectivity. STEREO SCAN\* indicator flashes on to signal stereo broadcast. Precision d'Arsonval tuning meter. Dual audio level controls. Tape outputs. **SIZE:** 4⅜" x 15⅞" x 11⅞". **WEIGHT:** 12 pounds.


**THE FISHER FM-100-C Stereo Multiplex Tuner** GOLDEN SYNCHRODE\* Nuvistor front-end provides outstanding sensitivity and excellent image and spurious-response rejection. 4 IF stages and 3 wide-band limiters; precision tuning meter; STEREO BEACON\* indicator and automatic switching between monophonic and stereo broadcasts. **SIZE:** 4⅜" x 15⅞" x 11⅞". **WEIGHT:** 13 pounds.

**THE FISHER FM-200-C Stereo Multiplex Tuner** GOLDEN SYNCHRODE\* Nuvistor front-end provides truly exceptional selectivity. 5 IF stages and 4 limiting stages. Interstation noise-suppressor. Pre-

cision tuning meter; STEREO BEACON\* automatically switches tuner to stereo mode. **SIZE:** 4⅜" x 15⅞" x 11⅞". **WEIGHT:** 13 pounds.

**THE FISHER TFM-300 Transistorized Stereo Multiplex Tuner** Nuvistor and famous GOLDEN SYNCHRODE\* front-end for outstanding sensitivity, low noise, and high IF and image rejection. Has wide-band, solid-state IF strip with 5 stages, plus 5 limiters, and wide-band ratio detector. STEREO BEACON\* automatically switches between monophonic and stereo modes. **SIZE:** 4⅜" x 15⅞" x 11⅞". **WEIGHT:** 9 pounds.

**THE FISHER R-200 FM-AM Stereo Multiplex Tuner** GOLDEN SYNCHRODE\* 3-gang front-end permits greatest possible overload margin and rejection of unwanted signals. STEREO BEACON\* indicates when multiplex broadcast is being received and switches tuner to FM stereo mode. **CONTROLS:** stereo filter; mode selector; d'Arsonval tuning meter, AM-FM indicator lights. **SIZE:** 4⅜" x 15⅞" x 13". **WEIGHT:** 19 pounds. \*Patent Pending



THE FISHER FM-100-C



THE FISHER FM-200-C

**FISHER CABINTRY:** The FISHER R-200 is available in Walnut, Model 10-UW. The FISHER FM-90-B, FM-100-C, FM-200-C and TFM-300 are available in Walnut, Model 50-UW.